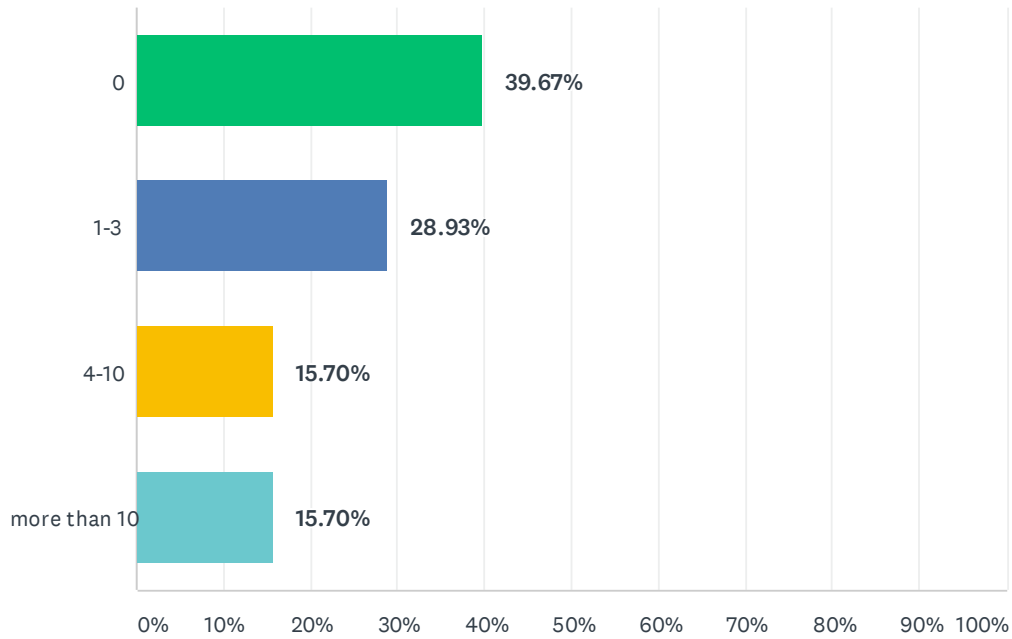


Q1 How many in-person section meetings have you attended in the past?

Answered: 121 Skipped: 2

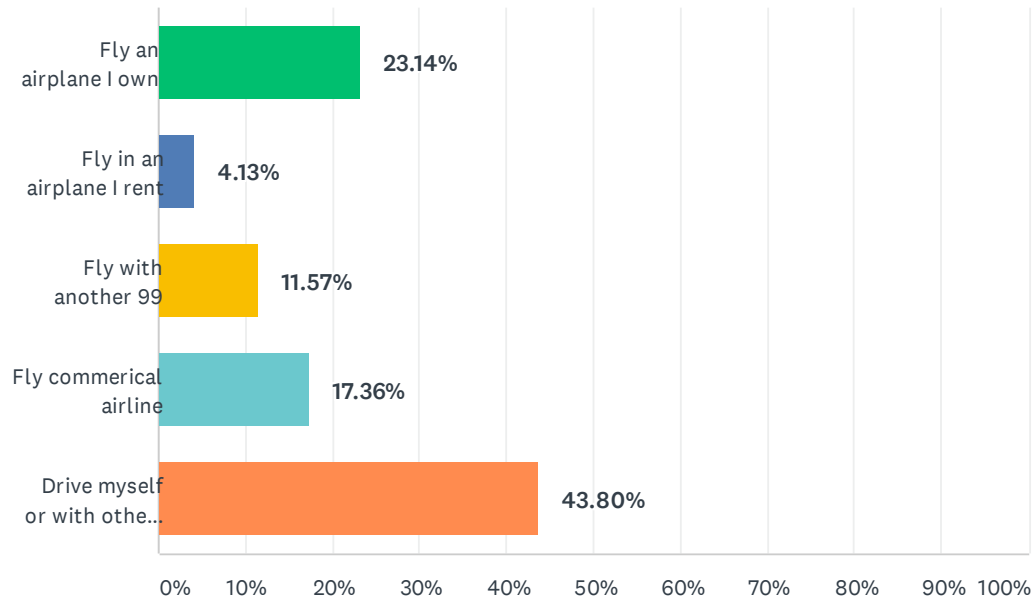


ANSWER CHOICES	RESPONSES	
0 (1)	39.67%	48
1-3 (2)	28.93%	35
4-10 (3)	15.70%	19
more than 10 (4)	15.70%	19
TOTAL		121

BASIC STATISTICS				
Minimum	Maximum	Median	Mean	Standard Deviation
1.00	4.00	2.00	2.07	1.08

Q2 How would you travel to a section meeting?

Answered: 121 Skipped: 2

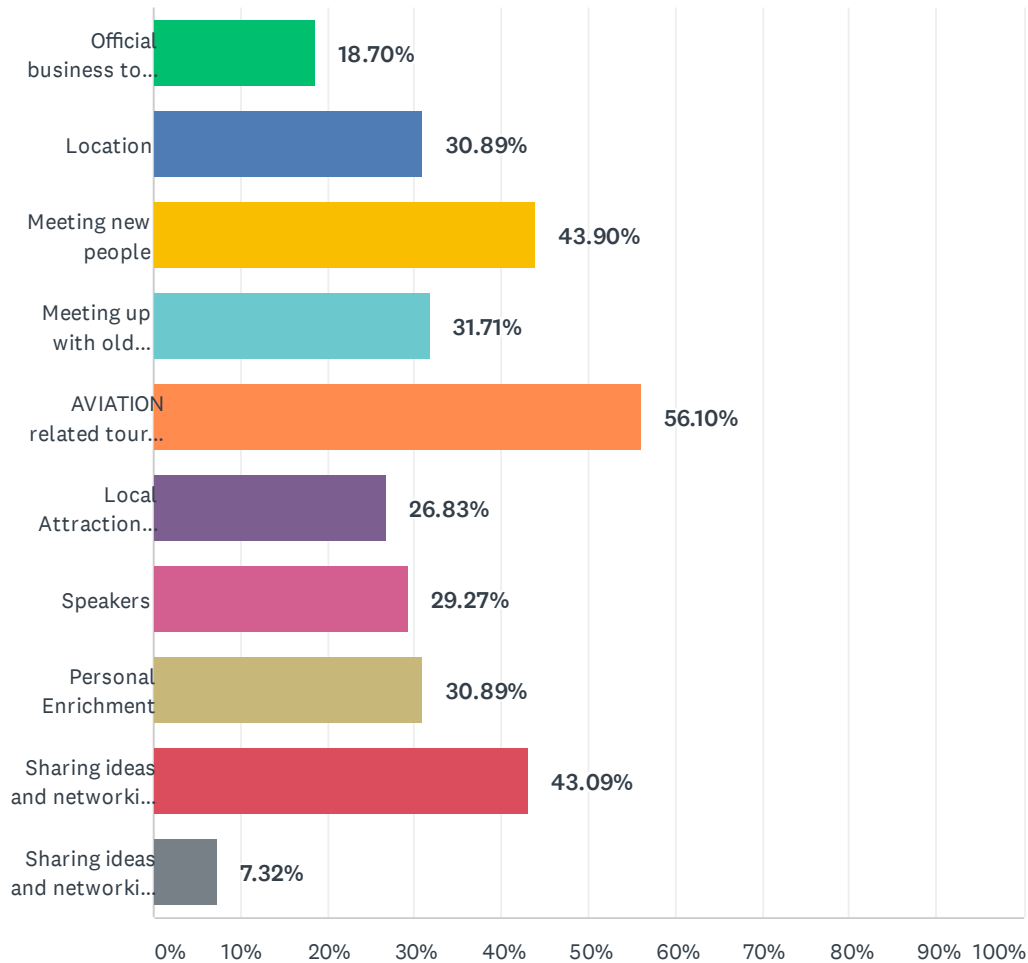


ANSWER CHOICES	RESPONSES	
Fly an airplane I own (1)	23.14%	28
Fly in an airplane I rent (2)	4.13%	5
Fly with another 99 (3)	11.57%	14
Fly commerical airline (4)	17.36%	21
Drive myself or with other 99s (5)	43.80%	53
TOTAL		121

BASIC STATISTICS				
Minimum	Maximum	Median	Mean	Standard Deviation
1.00	5.00	4.00	3.55	1.61

Q3 What are your top three reasons for attending a section meeting? If you have not attended a section meeting, what are the top three reasons you would attend a section meeting?

Answered: 123 Skipped: 0

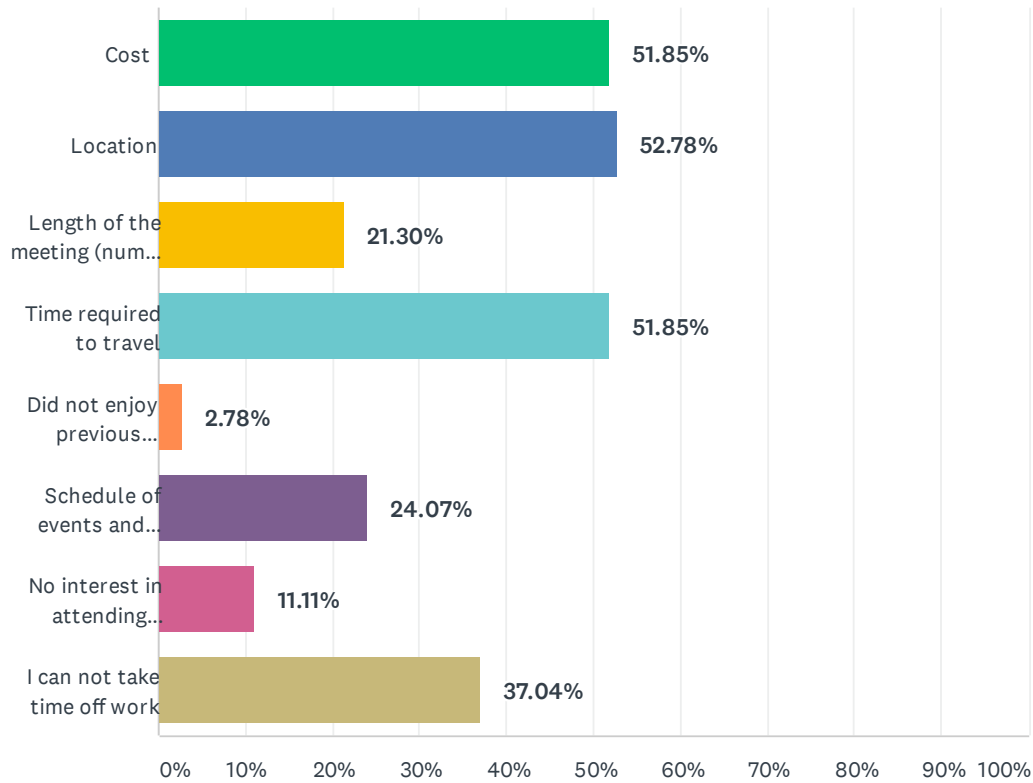


ANSWER CHOICES	RESPONSES	
Official business to conduct (1)	18.70%	23
Location (2)	30.89%	38
Meeting new people (3)	43.90%	54
Meeting up with old friends (4)	31.71%	39
AVIATION related tours and activities (5)	56.10%	69
Local Attraction related tours and activities (6)	26.83%	33
Speakers (7)	29.27%	36
Personal Enrichment (8)	30.89%	38
Sharing ideas and networking with other chapters to help strength my chapter (9)	43.09%	53
Sharing ideas and networking with other chapter officers to strengthen my chapter officers (10)	7.32%	9
Total Respondents: 123		

BASIC STATISTICS				
Minimum	Maximum	Median	Mean	Standard Deviation
1.00	10.00	5.00	5.31	2.53

Q4 What are your top three reasons for not attending a section meeting?

Answered: 108 Skipped: 15

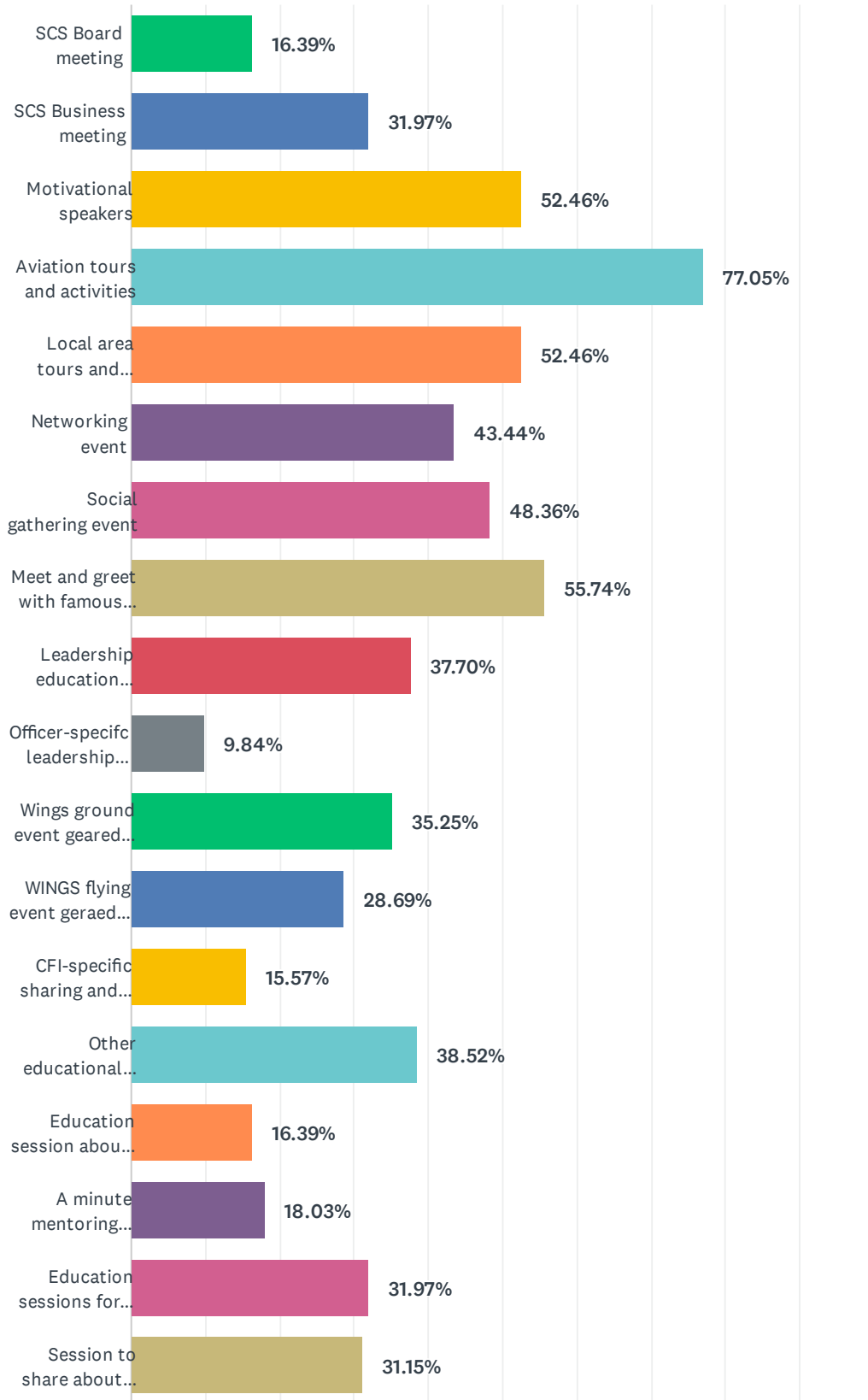


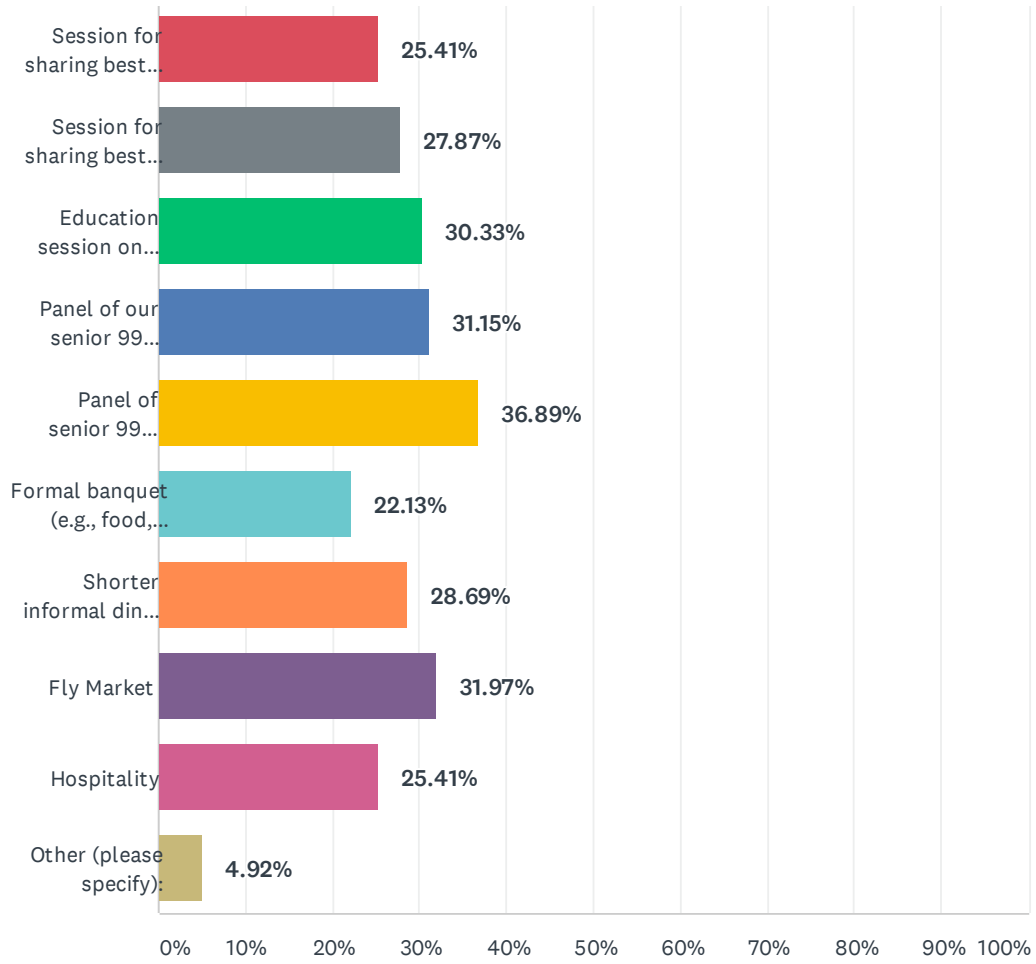
ANSWER CHOICES	RESPONSES	
Cost (1)	51.85%	56
Location (2)	52.78%	57
Length of the meeting (number of days) (3)	21.30%	23
Time required to travel (4)	51.85%	56
Did not enjoy previous experiences (5)	2.78%	3
Schedule of events and activities not appealing (6)	24.07%	26
No interest in attending section meetings (7)	11.11%	12
I can not take time off work (8)	37.04%	40
Total Respondents: 108		

BASIC STATISTICS				
Minimum	Maximum	Median	Mean	Standard Deviation
1.00	8.00	4.00	3.80	2.42

Q5 I would be interested in attending a South Central Section Meeting for the following reasons:

Answered: 122 Skipped: 1



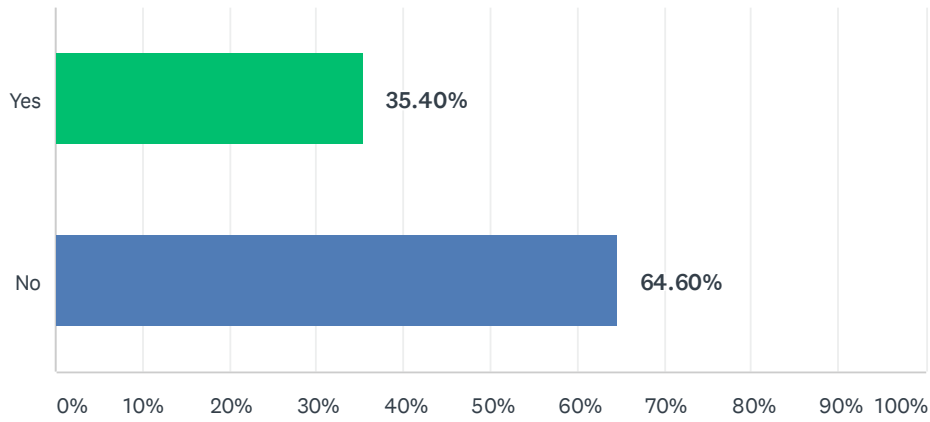


ANSWER CHOICES		RESPONSES	
SCS Board meeting (1)		16.39%	20
SCS Business meeting (2)		31.97%	39
Motivational speakers (3)		52.46%	64
Aviation tours and activities (4)		77.05%	94
Local area tours and activities (5)		52.46%	64
Networking event (6)		43.44%	53
Social gathering event (7)		48.36%	59
Meet and greet with famous women pilots and/or speakers (8)		55.74%	68
Leadership education session open to all members (9)		37.70%	46
Officer-specific leadership education session (10)		9.84%	12
Wings ground event geared towards women pilots (11)		35.25%	43
WINGS flying event geared towards women pilots (12)		28.69%	35
CFI-specific sharing and education session (13)		15.57%	19
Other educational session (e.g., backcountry flying, flying in New Zealand, etc) (14)		38.52%	47
Education session about pilot resumes and application procedures (15)		16.39%	20
A minute mentoring session for members to learn from each other (speeding date style) (16)		18.03%	22
Education sessions for personal enrichment (e.g., women's health, work/life balance, confidence in and out of the cockpit, etc.) (17)		31.97%	39
Session to share about best chapter member recruitment and retention ideas (18)		31.15%	38
Session for sharing best mentoring ideas (19)		25.41%	31
Session for sharing best chapter community outreach ideas (20)		27.87%	34
Education session on women pilots in history (21)		30.33%	37
Panel of our senior 99 members sharing about the history of the 99s (22)		31.15%	38
Panel of senior 99 members sharing about flying experiences (23)		36.89%	45
Formal banquet (e.g., food, awards, etc.) (24)		22.13%	27
Shorter informal dinner - no banquet (25)		28.69%	35
Fly Market (26)		31.97%	39
Hospitality (27)		25.41%	31
Other (please specify): (28)		4.92%	6
Total Respondents: 122			

BASIC STATISTICS				
Minimum	Maximum	Median	Mean	Standard Deviation
1.00	28.00	11.00	12.72	7.96

Q6 Would a scholarship make it possible for you to attend a SCS meeting?

Answered: 113 Skipped: 10

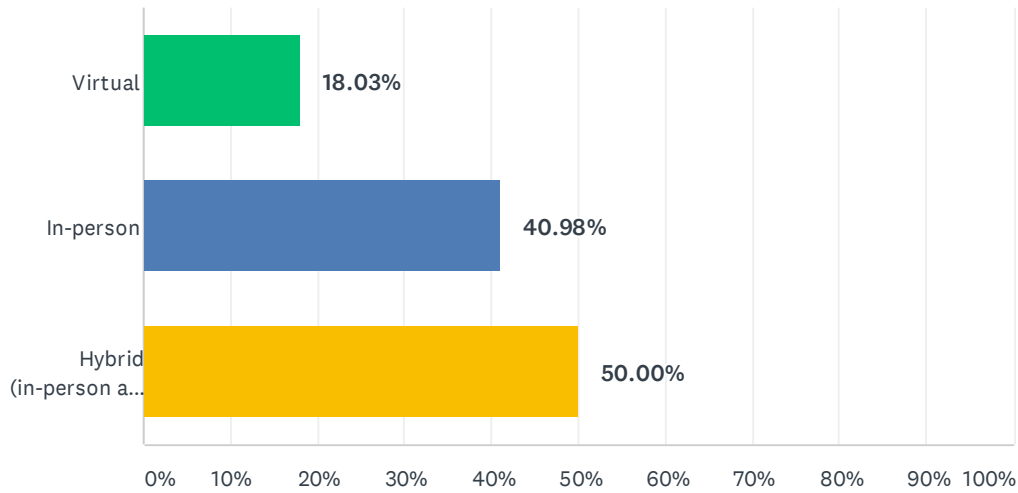


ANSWER CHOICES	RESPONSES	
Yes (1)	35.40%	40
No (2)	64.60%	73
TOTAL		113

BASIC STATISTICS				
Minimum	Maximum	Median	Mean	Standard Deviation
1.00	2.00	2.00	1.65	0.48

Q7 Which section business meeting format do you prefer?

Answered: 122 Skipped: 1

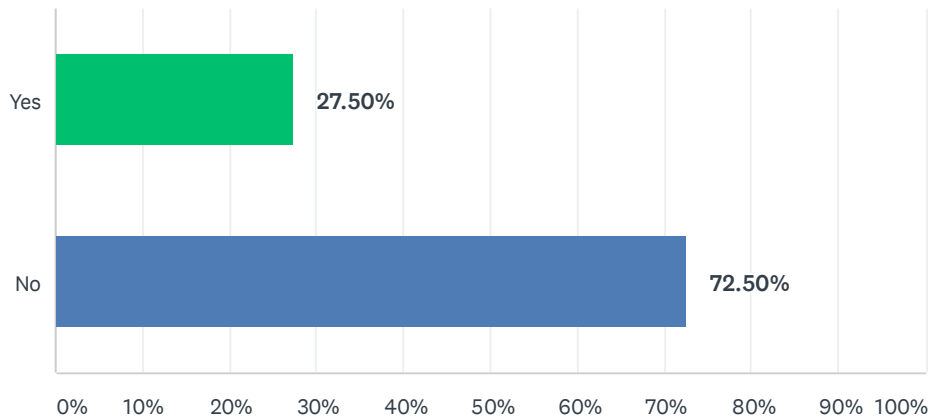


ANSWER CHOICES	RESPONSES	
Virtual (1)	18.03%	22
In-person (2)	40.98%	50
Hybrid (in-person and shared virtually) (3)	50.00%	61
Total Respondents: 122		

BASIC STATISTICS				
Minimum	Maximum	Median	Mean	Standard Deviation
1.00	3.00	2.00	2.29	0.73

Q8 Is it important for the section meeting to plan activities for your spouse/partner/significant other/friend who may be attending with you?

Answered: 120 Skipped: 3

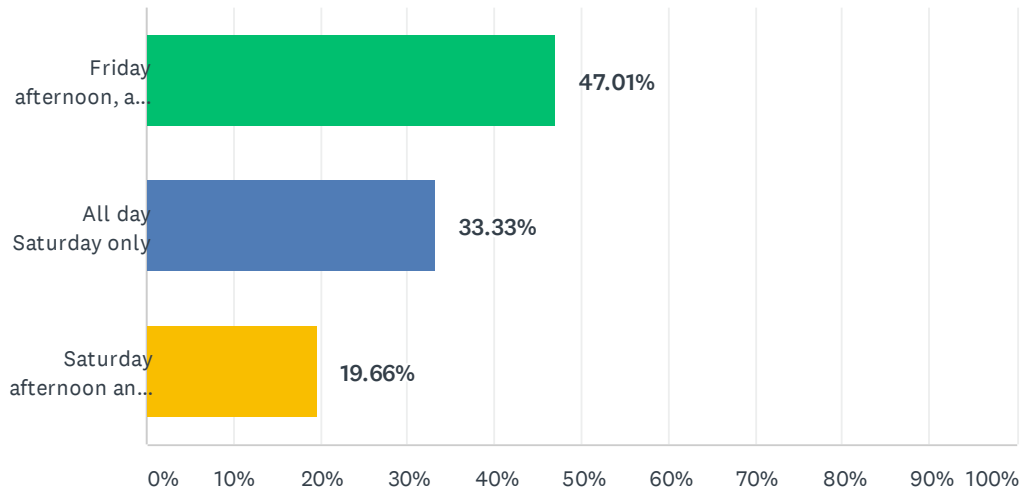


ANSWER CHOICES		RESPONSES	
Yes (1)		27.50%	33
No (2)		72.50%	87
TOTAL			120

BASIC STATISTICS				
Minimum	Maximum	Median	Mean	Standard Deviation
1.00	2.00	2.00	1.73	0.45

Q9 Which meeting schedule format do you prefer

Answered: 117 Skipped: 6

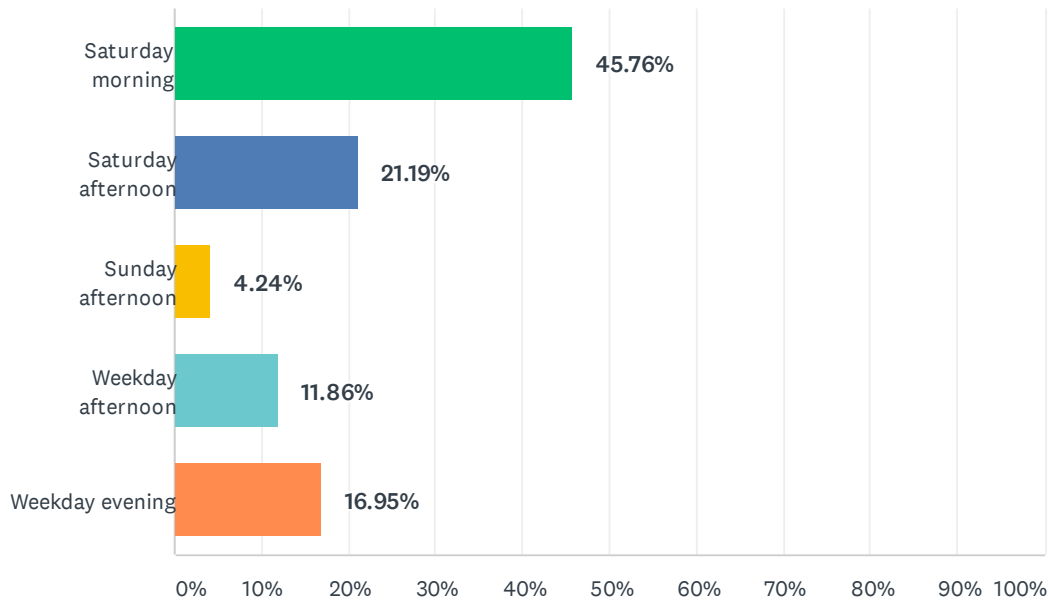


ANSWER CHOICES	RESPONSES	
Friday afternoon, all day Saturday (as in past in-person section meeting) (1)	47.01%	55
All day Saturday only (2)	33.33%	39
Saturday afternoon and evening, Sunday morning (3)	19.66%	23
TOTAL		117

BASIC STATISTICS				
Minimum	Maximum	Median	Mean	Standard Deviation
1.00	3.00	2.00	1.73	0.77

Q10 If a section meeting was held virtually, when would you prefer to attend?

Answered: 118 Skipped: 5



ANSWER CHOICES	RESPONSES	
Saturday morning (1)	45.76%	54
Saturday afternoon (2)	21.19%	25
Sunday afternoon (3)	4.24%	5
Weekday afternoon (4)	11.86%	14
Weekday evening (5)	16.95%	20
TOTAL		118

BASIC STATISTICS				
Minimum	Maximum	Median	Mean	Standard Deviation
1.00	5.00	2.00	2.33	1.55

Q11 DONE

Answered: 5 Skipped: 118